

- Traces cables and wires, also live wires up to 400V
- Identifies wires and pairs and circuit breakers
- Monitors telecommunication lines
- Locates metal tubes and ducts



Trace floor heating cable and locate its faults



Trace electric feeding cables and other cables underground



Identify cables on shelves



Locate buried electric wires inside walls



TraceMeter TM30 - The next generation tracer

As the name hints, TraceMeter TM30 is a cable & wire tracer equipped with monitoring and measuring properties.

It can be used also at mains environment, so it is well suitable for both telecom and electric installation work as well as renovation and fault finding work and much more.

With TM30 it is also possible to trace short length wires or single wires, which are usually hard to find.

TM30 set includes the TMT30 transmitter and the TMR30 receiver. Several accessories are available.

TMT30 Transmitter

TMT30 has three easy to use operating modes:

Trace mode device transmits a signal to be traced with the receiver. TMT30 stands voltages up to 400V, so it can be well plugged into e.g. a mains wall socket. Device also displays the voltage at the outputs and the feeding signal current to the target.

In the **Meter** mode, TMT30 operates as a voltage and frequency counter.

With a special **DSLAM** test TMT30 can be used to check whether a CO side ADSL modem is present on a seemingly unused line.

TMT30 is weather proof. It operates with six standard AA-size batteries and has long working time. LCD display backlight adjusts automatically according to ambient light.



TMR30 Receiver

TMR30 is very versatile: It has three **Trace** modes to be used to trace and track signals generated by the transmitter on open wires or cables. Cables can be traced from close ranges up to several metre distance.

The three **Monitor** modes can be used to monitor, or listen, signals over wires or terminals without galvanic contact in several frequency ranges.

TMR30 has fixed internal antennas so it is very compact and easy to use. The LED bar display together with the audible signals reveal the traced target while tracing.

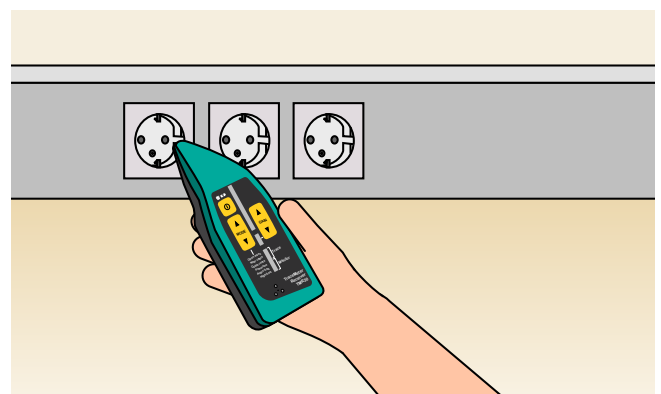
Furthermore TMR30 has an LED work light pointing to the traced spot.

TMR30 in monitoring work

With the **Powerline** monitor mode TMR30 can be used without the transmitter to reveal live wires and wall sockets and which side is the hot contact.

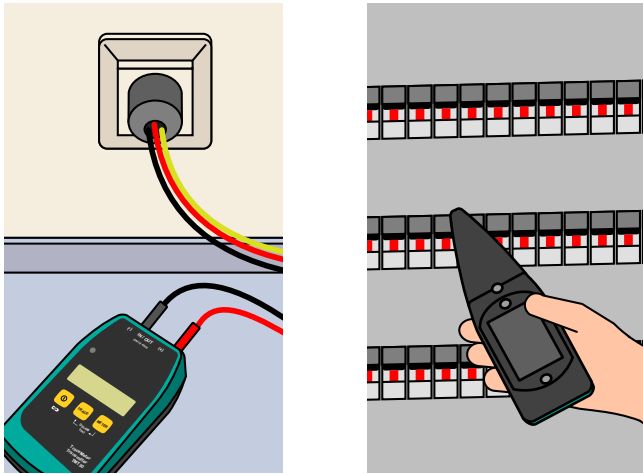
High frequency signals such as broad band wires and terminals can be monitored with the **High Freq** mode.

With the **Audio freq** mode audio frequencies can be listened right on the surface of wires.



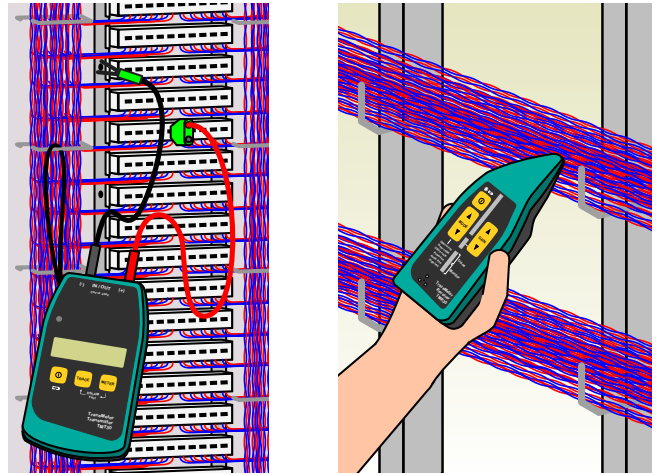
Working in the mains environment

As TMT30 stands up to 400V voltage, it can be used to trace live mains wires and cables such as track down which circuit breaker is the one for a certain wall socket.



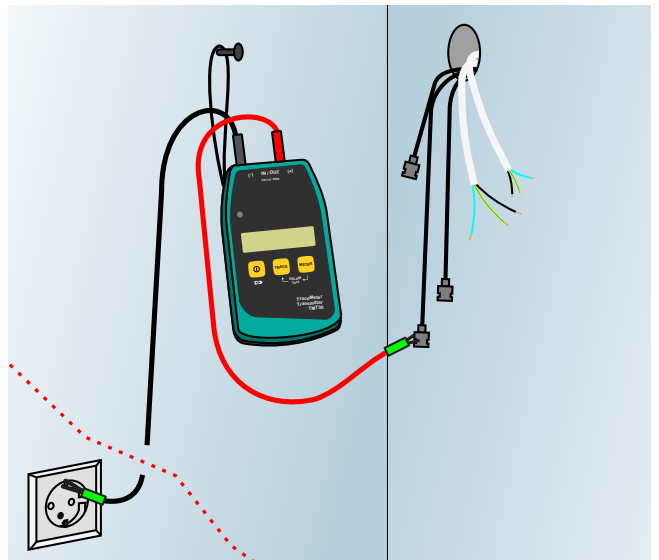
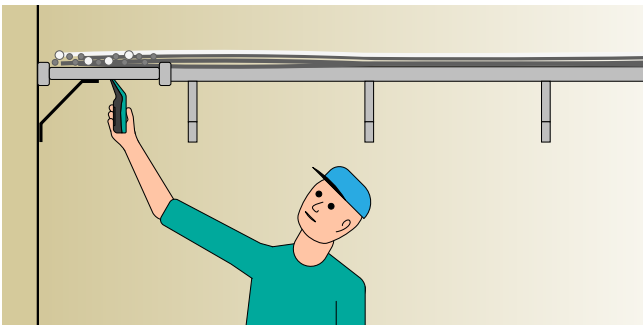
Telecom wires and cross connections

TM30 is very efficient when wire pairs need to be traced from wide bunches e.g. in a CO. Correspondingly wires from a telephone socket are easy to find at a house MDF terminals.



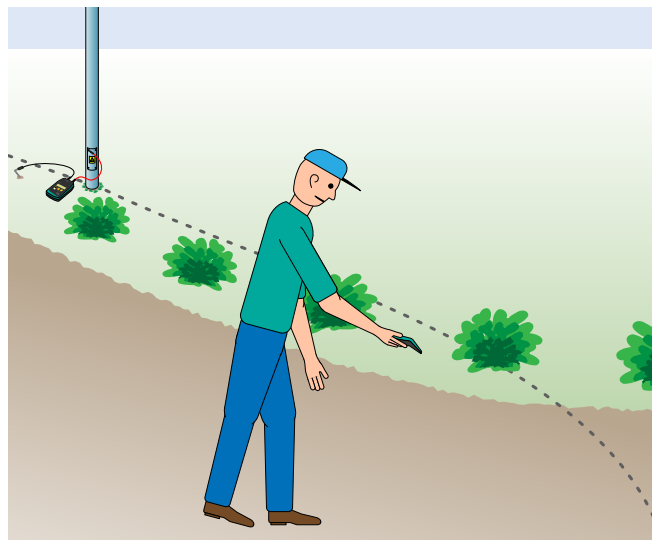
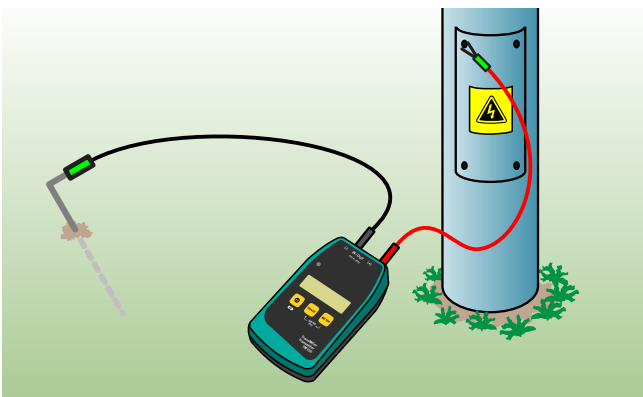
Cable identification

In renovation situations broken and cut mains and telecom cables can be traced and identified very effectively with TM30. Also e.g. surveillance camera cables can be traced in the same way.



Underground cable tracing

With TM30 even short length underground telecom & mains cables can be traced easily. Below image shows a typical situation of tracking the route of a street light pole feeding cable with the help of a ground rod.



General information

- Both the transmitter and the receiver use alkaline batteries and have low battery warning.
- Receiver has an internal speaker so external headset is not needed.
- In case a traced cable can't be reached for galvanic feeding, TMT30 signal can be fed with a PM34 (see the image to the right) or PM80 clamp-on transformer (accessory).
- TM30 set is delivered in a handy nylon carrying bag.



TMT30 technical specifications

Trace mode output signal

125kHz (270Hz AM), output level 2.9Vrms, max. current 26mA rms

Trace mode output impedance

115ohms@125kHz, 105kohms@50Hz

Meter mode impedance

420kohms @ 50Hz

DSLAM test

According to ITU G.992.1 Annex A and ITU-T G.994.1

Connectors and indicators

2pcs. 4mm banana sockets, 2x16-character LCD display, buzzer for audible signals

Batteries and power consumption

6pcs. 1.5V IEC LR6 alkaline batteries (or similar NiMH cells), 9 ... 80mA, (typically 55mA)

Enclosure and weight

ABS, size approx. 155 x 90 x 50mm, weight approx. 460g (with batteries)

Appliance class

Rated voltage 400Vrms. Over voltage class CAT III 600V, enclosure protection rating IP55

Environmental conditions

Usage -20...+40C (dry or damp conditions), storage -40...+60C (dry conditions)

TMR30 technical specifications

Receiving frequencies

Trace modes: modulated 125kHz. Powerline mode 50Hz (<200Hz), Audio freq mode <10kHz and High freq mode >10kHz

Adjustments and indicators

3-level gain adjustment. 12-level LED bar displays for receiving signal strength, 9 other LEDs, internal speaker for trace signal and indication tones

Batteries and power consumption

4pcs. 1.5V IEC LR03 alkaline batteries (or similar NiMH cells), 16...100mA (typically 30mA)

Enclosure and weight

ABS 180 x 61 x 50mm, approx. 250g with batteries. Enclosure protection rating IP34

Environmental conditions

Usage -40...+40C (dry or damp conditions), storage -40...+60C (dry conditions)

TM30 basic setup and accessories

Basic setup

TMT30 (transmitter)

TB10p and **TB10m** (safety banana cords, 1,0m, red and black)

XKKp and **XKKm** (safety crocodile)

S3TB (feeder cord 0.5m Schuko/safety banana)

TMR30 (receiver)

KPP5 (carrying bag)

User manual

Common accessories

Ground rod

SJ12 and **SJ20** (standard banana / banana cord 1.2m or 2.0m, red & black)

AP15B (banana / RJ45 cord, 1.5m)

PM50 or **PM100** (clamp-on transformer)

SPA10 (pipe transmitter antenna)



© H. Vesala Ltd. 1904. Contents subject to change without notice.
VESALA is a registered trademark of H. Vesala Ltd.

Made in Finland

Manufacturer:

H.VESALA Oy (Ltd.)

Peräsimentie 1, FI-03100 NUMMELA, FINLAND

Tel. +358 44 200 2005

Email: info@vesala.fi

Web: www.vesala.fi